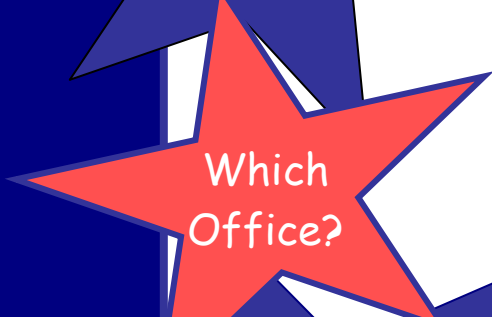




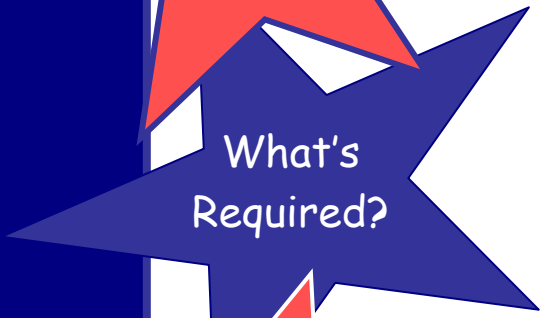
How To RUN for LOCAL ELECTED OFFICE in WISCONSIN



Am I
Eligible?



Which
Office?



What's
Required?



Should I
Run?



Who Can
Help Me?

**Researched and
Developed By:**

Jenny Erickson
Sauk County
UW-Extension



Dan Hill
UW-Extension Local
Government Center

**Meagan Yost &
Jean Damn,**
Wisconsin League of
Women Voters -
Sauk/Columbia
Chapter



**Special Thanks &
Materials Adapted
from:**
Wisconsin
Government
Accountability Board



You Can Make a Difference in Your Community



A strong democracy depends on engaged citizens and dedicated leaders willing to step forward and serve in public office. Our public institutions become stronger when competent candidates offer voters choices as to who will represent them.

By running for public office you are helping to sustain the vision of our country's founders, who created a unique system that put governing in the hands of the people. This remarkable system works because people like you have the courage and determination to run for and hold public office. Serving in public office provides the

opportunity to use your skills, talents, and experience to be a creative force for positive change in your community.

The best way to determine what a community wants is to listen to what its residents have to say. This is a fundamental principle in democracy. Disagreements can lead to a healthy debate, which brings new information and ideas to light. When a particular issue strikes at the fundamental beliefs of a group or individual, the debate can be especially fierce. In these situations it becomes more important than ever to practice civility.

By elevating our level of communication and avoiding personal attacks and general stubbornness we can avoid unhealthy debate. This will lead to a more effective democracy and help maintain our sense of community by increasing civic participation.

Running for office is hard work. You will need a tough hide, a good pair of walking shoes, and support from your family and friends. This guide was designed to help you along the way. Thank you for your commitment.

Now, it's time to join the race!





TABLE OF CONTENTS



1.) DECIDE IF YOU WANT TO RUN FOR LOCAL OFFICE


Should You Run for Elected Office?.....5

Am I Eligible?.....5

2.) WHAT YOU NEED TO DO TO RUN FOR LOCAL OFFICE

Important Dates to Remember.....7

- Election Dates
- Voter Registration Dates
- Campaign Dates



Checklist for Running for Local Elected Office.....8

Nominations and Ballot Placement.....9

- Nomination Process9
- Caucus Process10

3.) CAMPAIGNING FOR LOCAL OFFICE

Mapping the Campaign.....13

How to Write and Submit an Effective Press Release.....15


Campaign Finances.....17

Campaign Finance Registration Requirements.....18

4.) MISCELLANEOUS


Other Ways to Get Involved in Local Government.....20

Additional Resources.....20





SHOULD YOU RUN FOR OFFICE?



Elected officials in Wisconsin cite a number of reasons for running for local office. Many run inspired by the general desire to contribute to their communities, while others are motivated by dissatisfaction with the incumbent and the belief that they could do a better job. Some are recruited by friends and neighbors. Still others are driven to seek office by a single burning issue.

No matter what the reason for running for political office, potential candidates must carefully appraise both themselves and the political climate they would enter. The questions asked in this information gathering process will not have right or wrong answers, but will aid in making a reasoned decision. Following is a list of areas for assessment and research.



Personal strengths and weaknesses. Why run for this particular office? What is the attitude of your family toward your candidacy? Is your self-confidence strong enough to take public and/or personal criticism? To what extent is the candidate prepared to work on a variety of topics and issues?

Political strengths and weaknesses. What is your relationship to your community – length of residence, association with community leaders, friends from a cross section of the community? With what issues or problems are you identified? Can you speak audibly, concisely, and authoritatively? Can you attract an appropriate number of workers and contributors? Are you able to deal with today's opponents in a way that will allow them to be allies tomorrow? What is your political experience?

The electorate. What voting patterns emerge from past elections? What is the majority party? What percentage of voters turns out to vote? What percentage of citizens turns out to vote? What is the demographic composition of the district?

The opposition. How many opponents are there likely to be? Is the incumbent an opponent? What are the personal and political strengths and weaknesses of each potential opponent? Have any made a previous race and what were their campaign tactics?

Legal requirements. What are the applicable election laws, including filing and qualifying requirements, finance laws, legal deadlines, and dates?

Am I Eligible for Office?

- ✓ Citizen of the United States of America
- ✓ Resident of the appropriate jurisdiction
- ✓ 18 years or older
- ✓ Not a convicted felon

Political tradition. What campaign activities are traditional or expected by the electorate? What amount of money has been spent by both winning and losing candidates for this office in previous elections?



Opinion influences. What local issues have provoked local debate or citizen reaction lately? What issues surround this particular office? What other races or issues will be on the ballot? Who really makes decisions in the community? What are the influential organizations? What are the prevailing community media outlets?


The office. Is this the correct office for the candidate? What intrinsic rewards does the office offer? Does this office hold the potential to influence the kinds of changes that the candidate wants to see? What kind of time commitment will be necessary if the candidate is elected?

Time. How many days are there until Election Day? How much time will the candidate have for the campaign? How much time can core supporters give?



Money. What is the fund raising tradition in the community? How much "early money" can be raised? How much money can the candidates, their families, their closest friends, and their key supporters contribute to the campaign? What are the additional potential sources of individual contributions? What organizations make political contributions and which are likely to contribute to this candidate?

Ethics. Ethics laws in Wisconsin place limitations on elected officials' ability to sell goods and services to the municipality for which they hold office. Does the candidate have a financial conflict of interest? Is the candidate willing to give up revenue that a family-owned business might otherwise earn from selling to the municipality?




If this appraisal period leads to the decision to run for office, the information gathered will provide the basis for a campaign plan.

This was the first in a series of excerpts from the *Campaign Handbook*, published by the National Women's Education Fund, Washington, DC 20035.



IMPORTANT DATES TO REMEMBER ELECTION DATES



3rd Tuesday in February

- Presidential Preference Primary in presidential election years
- Nonpartisan Primary Election, if necessitated by number of candidates for an office in Spring Election.
- Referendum(a), if any

1st Tuesday in April

- Nonpartisan election for local officials, Superintendent of Public Instruction, Supreme Court justices, appeals court judges, circuit court judges, county supervisors,
- Referendum(a), if any



2nd Tuesday in September

- Fall Partisan Primary, if necessitated by number of candidates for an office in General Election
- Referendum(a), if any

Tuesday after the 1st Monday in November

- General Election for president, vice-president, senator, representative, governor, lieutenant governor, attorney general, secretary of state, state treasurer, state senator and representative, county offices (besides supervisors)
- Referendum(a), if any



VOTER REGISTRATION DATES

(As of 2006 all voters must be registered)

5 p.m. on 2nd Wednesday before an election

- Deadline for registration by mail. The deadline for delivery in person to the clerk's office is up until the day before the election.

Election day

- At the polls with acceptable proof of residency.



CAMPAIGN DATES

From December 1 until 5 p.m. on 1st Tuesday in January

- Period for circulating and filing nomination papers for **Spring Election** candidates.

Last Tuesday in January

- The last day for holding town and village caucuses when ordered by the governing body.

June 1 to 5 p.m. on 2nd Tuesday in July

- Period for circulating and filing nomination papers for **General Election** candidates.

CHECKLIST FOR RUNNING FOR LOCAL ELECTED OFFICE

- Determine which public office is right for you and decide to run. (Page 5)
- Register with the appropriate filing officer (county, municipal, town or school clerk). Ask for the "Campaign Finance Registration Statement" and fill out Government Accountability Board (GAB) Form-1 (<http://gab.wi.gov/forms>) **BEFORE** you accept donations or begin campaigning.
- Meet with supporters to discuss issues and campaign strategy. (Page 13)
- Appoint a campaign committee. In most local races the candidate serves as the committee.
- Ask the clerk if the nomination procedure for your chosen office requires nomination papers or caucus.

OR

Nomination Papers: The candidate must circulate nomination papers and compile signatures from the district he/she seeks to represent.

Nomination papers are usually used in city and county elections. (Page 9)

ASK the clerk:

- What is the earliest date to circulate nomination papers?
- When is the deadline for filing nomination papers?
- What is the minimum number of signatures required? (Get 20% extra)

Caucus: The candidate must be nominated from the floor or by secret ballot for the office. If more than two candidates are nominated, a vote will take place at the caucus.

A caucus is usually used in town and village elections. (Page 10)

- Any US citizen over 18 years of age who has resided in the district for at least 10 days before the caucus is a qualified elector.

ASK the clerk:

- When will the caucus be held?

- Receive, in writing, notice of your nomination from your clerk.
- WITHIN 5 DAYS** of receiving written notice from your clerk, fill out Government Accountability Board form GAB-162, Declaration of Candidacy (<http://gab.wi.gov/forms>) (Municipal Judges need to fill out a Statement of Economic Interest to the State Ethics Committee.)
- Determine if you need to file campaign finance reports. (Page 17)
- Implement campaign strategy. (Page 13)
- WIN THE ELECTION!!**



NOMINATIONS AND BALLOT PLACEMENT



Candidates for local public office in Wisconsin get their names on the official ballot in one of two ways—by correctly filing nomination papers with the local clerk or through a caucus. In either case, the candidates need to clarify with the clerk which procedure will be used, and understand and follow these procedures if they want their name to appear on the ballot.

NOMINATION PAPERS

Candidates for public office in all cities and counties, and in some towns, villages, and school districts use nomination papers to get their names on the ballot. These candidates must ensure that their nomination papers are prepared, circulated, signed, and filed in compliance with statutory and other legal requirements.

In general, the prospective candidate follows these steps:

- 1) Ascertain the dates for circulating the papers. Papers for the spring election, for example, may not be circulated prior to December 1 and must be filed no later than 5 p.m. on the first Tuesday in January preceding the election. For the fall election, papers may not be circulated prior to June 1 and must be filed by 5:00 p.m. on the second Tuesday of July.
- 2) Obtain the correct form, either "Nomination Paper for Nonpartisan Office" (GAB-169) or "Nomination Paper for Partisan Office" (GAB-168) available at (<http://gab.wi.gov/forms>) or from the clerk. Next, the candidate calculates the number of signatures needed, which varies depending on the office and the size of the jurisdiction.
- 3) Begin circulating the papers. If needed or desired, the candidate may recruit circulators who will obtain signatures on the candidate's behalf.
- 4) Collect appropriate number of signatures. Keep in mind, there is a *maximum* number of signatures as well as a minimum. Make sure that signers include their address, municipality, and date of signing.
- 5) Review the completed forms. Make sure you have sufficient number of certifiable signatures. Assure that the circulator has completed the required information at the bottom of the form.
- 6) Prior to the statutory deadline, file the completed nomination papers with the appropriate clerk. A Declaration of Candidacy (Form GAB-162) and a Campaign Finance Registration Statement (Form GAB-1), if not already filed, should also be filed at this time.

Here are some of the basic rules for electors who sign nomination papers:

- Each signer must live within the jurisdiction.
- Electors must sign their own name unless unable to do so because of physical disability.
- Only one signature per person for the same office is valid.
- A complete address, including municipality of residence for voting purposes, and the street and number, if any, of the residence, (or postal address if it is located in the jurisdiction that the candidate seeks to represent), shall be listed for each signature on the nomination paper.
- A Post Office box address **only** is not acceptable.
- The date of the signature must be included.
- The elector must be 18 years of age at the time the paper is signed.

NOMINATION OF CANDIDATES BY CAUCUS



The caucus is a method that may be used by towns and villages for nominating candidates to be placed on the spring election ballot. The caucus is open to the public, but only qualified electors of the municipality may nominate and vote on candidates. (Note: A caucus cannot be used for nominating candidates for the office of Town Sanitary District Commissioner. Nomination papers must be used by Town Sanitary Districts.)

Any person who is a United States citizen, 18 years of age or older, who has resided within the municipality for at least 10 days before the caucus is a qualified elector. The poll list from a previous election can be used as an aid in determining if a person qualified as an elector in the municipality at the last election. Any person whose name does not appear on the poll list can be asked to provide some form of identification that includes the person's name, current address, and if necessary, date of birth.

When the caucus system is used, there is no February primary for the town or village offices. However, there may still be a February primary conducted within the town or village for state, county, or school district candidates.



CAUCUS: WHEN HELD

Between December 1 and January 1 preceding a spring election, the governing body of any town or village using the caucus system for nominating candidates must decide the date on which the caucus will be held. The caucus must be held no sooner than the first Tuesday in January and no later than the last Tuesday in January. If possible, preference should be given to the last Tuesday in January.

When a caucus is held, the municipal clerk must give proper public notice. This is accomplished by posting a notice in the clerk's office and by publication in a newspaper at least 5 days before the date of the caucus. This notice must contain the location, date, and time of the caucus. Where a newspaper is not published within a municipality, clerks can meet this publishing requirement by posting the notice of the caucus in at least three locations within the municipality. When posting is used, the notices must be posted no later than 5 days before the date of the caucus. The notices must be posted in three places within the municipality where they are most likely to be seen by electors.

CAUCUS: PROCEDURES FOR NOMINATION



Nominations are made separately for each office that will appear on the spring election ballot. This can be done in one of two ways: by taking nominations from the floor, or by conducting a vote by secret ballot. When nominations are taken from the floor, each nomination must receive a second. After each nomination is made and seconded, the caucus chairperson must ask, "Are there any more nominations?" and hearing none, must announce that "nominations are closed." If nominations are made by conducting a secret ballot, the tellers will distribute a piece of paper to each elector which will serve as a ballot. The electors will be instructed to write in the name of the candidate of his or her nominee for the

office. Whether nominations are taken from the floor or by conducting a secret ballot, self nominations are permitted. The ballots will then be collected and tallied by the tellers.

Whichever method is used for making nominations, the names of all persons nominated will be announced by the caucus chairperson. Only those persons nominated will be voted on at the caucus, if voting is necessary.

For those offices where only one person is to be elected and only one or two candidates are nominated, there is no need to conduct a vote. If more than two persons have been nominated, a vote must be conducted at the caucus to reduce the number of candidates to two. If a vote is required, the caucus chairperson will announce the names of all candidates. Each elector at the caucus is entitled to vote for one candidate. The two candidates receiving the highest number of votes are nominated and certified to the municipal clerk by the caucus chairperson and tellers.

Nominations for the offices of town supervisors elected to unnumbered seats, or nominations for the offices of village trustee should be considered together. If more than twice the number of candidates to be elected are nominated, a vote must be conducted to reduce the number of candidates to twice the number of seats to be filled. Each elector at the caucus is entitled to vote for as many candidates as there are seats to be filled at the election. For example, if three village trustees are to be elected, each person can vote for three candidates. The six candidates who receive the most votes at the caucus will be nominated and certified to the municipal clerk by the caucus chairperson and tellers.

Candidates in jurisdiction where the caucus is in place should note that the caucus serves, essentially, as that municipality's primary. If more than two people are nominated for an office, the vote to reduce the number of candidates to two will be taken during the caucus. Serious candidates will want to assure that their supporters attend and participate in the caucus.

If any of the nominated candidates are present at the caucus, the municipal clerk may provide them with the written notice of nomination, the Campaign Registration Statement (GAB-1), and the Declaration of Candidacy (GAB-162). The candidate could then complete and file the paper work immediately with the clerk. If a candidate is not present at the caucus, the written notification, the Campaign Registration Statement (GAB-1), and the Declaration of Candidacy (GAB-162) should be delivered to the candidate as soon as possible. Delivery can be made in person or by mail. **The candidate has 5 days** from the date of *receiving* written notification of his or her nomination to file the necessary forms with the clerk.




CAUCUS: NOTIFICATION OF NOMINATED CANDIDATES

As soon as the nominated candidates are certified to the municipal clerk, the clerk is responsible for notifying the candidates, *in writing*, of their nomination. The clerk must also inform each candidate of the requirement to file a Campaign Finance Registration Statement (GAB-1) and a Declaration of Candidacy (GAB-162). Candidates for municipal judge must also be informed of the requirement that they must file a Statement of Economic Interests with the State Ethics Board. A copy of the Campaign Finance Registration Statement (GAB-1) and the Declaration of Candidacy (GAB-162) should be provided by the clerk to each nominated candidate.

CAUCUS: QUALIFICATION FOR BALLOT PLACEMENT OF CANDIDATES

In order to qualify for ballot placement, each candidate is required to complete and file, no later than 5 days after receiving a written notice that he or she has been nominated for office, the two forms listed below:

1. Campaign Finance Registration Statement (GAB-1)
2. Declaration of Candidacy (GAB-162)



A candidate for municipal judge must also file a statement of Economic Interests with the State Ethics Board no later than 5 days after receiving written notification that he or she has been nominated.

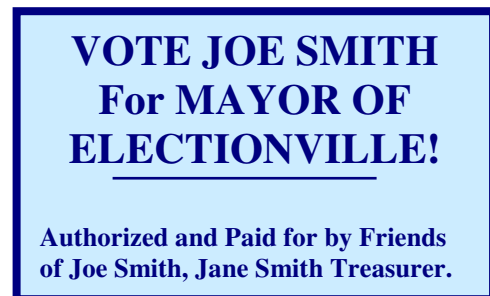
If a candidate fails to file any of the required forms within 5 days after receipt of written notification, the candidate does not qualify for ballot placement and the clerk cannot place the candidate's name on the ballot. When a candidate fails to file the required forms on time, the clerk should treat that failure as a declination to nomination.

No later than the end of the third day following the qualification of candidates, the municipal clerk must conduct a drawing of lots for each office to determine the order in which candidates' names will be placed on the Spring Election ballot.

MAPPING THE CAMPAIGN



1. **Invite** potential committee members to discuss priority issues and campaign organization during the months before circulating nomination papers. Include a variety of factions who would support you.
2. **Get** a copy of the election statutes from your clerk or download Chapters 5-12 of the Wisconsin State Statutes from the internet at <http://www.legis.state.wi.us/rsb/statutes.html>.
3. Get a candidate packet from the Government Accountability Board by calling (608)266-8005 or on the internet at <http://gab.wi.gov/forms>.
4. If necessary, **circulate** nomination papers. Get as many people involved in circulating papers as possible. Save copies of those filed with the clerk's office in order to be able to contact those who have indicated support. File more than the minimum number of names in case questions arise about the qualification of signers. Nomination papers can get people talking about your candidacy. There is, however, a limit to the number of signatures that can be submitted. This limitation is designed to prevent one candidate from "cornering the market." **It is illegal to solicit nomination signatures on public property.** If soliciting signatures on private property, you are required to attain the approval of the property owner.
5. If necessary, **attend** the appropriate caucus with your supporters and get nominated.
6. **Learn** the "culture of campaigning" in your area. Do local candidates actively campaign in traditional ways, such as door to door, yard signs, attend local events, etc.? Or is campaigning "shunned"? You may choose to run a "quiet" campaign through paid newspaper ads, coffee/socials by invitation in private homes.
7. **Issue** an announcement of your candidacy to the papers, preferably with a picture. A 5" x 7" glossy and a short resume about yourself will be effective.
8. **Develop consistent visuals** such as a logo, slogan, colors, that residents can associate with you quickly and repeatedly. Create tasteful and original campaign literature. All political advertising used in campaigns must carry clearly visible information identifying its source. The phrase "authorized and paid for by" should be followed by the candidate's name and address or the campaign committee and the treasurer's name. **Keep in mind that it is illegal to place any campaign materials on windshields!!**



9. **Divide** campaign jobs into a variety of projects. Have on hand assignments of varying degrees of difficulty and time requirements for volunteers to choose from (e.g., neighborhood canvassing, writing campaign literature, circulating nomination papers, giving coffees, thanking contributors, checking on people who might need babysitting or rides to polls, checking on registration). Any work done for a candidate is a commitment to that candidate!
10. **Arrange** for coffees and public appearances (don't forget the local radio talk show) – as many as possible.
11. **Knock** on doors. Door-to-door campaigning is the only way you will meet some of the voters. So, plan on as much of this as you can handle. Prior to going door-to-door, obtain from the county clerk's office a list of voters in your jurisdiction who voted in the most recent election like the one you are participating in (e.g., spring election; fall of a presidential election year; fall of an off-year election). Give priority to speaking with people most likely to vote.
12. **Keep** your workers' morale from sagging. Accentuate the positive and express your gratitude.
13. **Attention** campaign workers! Keep your candidate's morale at a high level.
14. **Raise** some money. Fund raising is essential. Whether you merely pass the hat or throw an elaborate function, infuse that budget early and solicit funds.
15. **Make** the campaign your own and maintain your ground. Say what you think. Be yourself. Be willing to say you are not informed, if you are not, and say you will become informed. Watch out for declaring a final opinion on everything.
16. **Check** your speaking habits. Find whatever way works best for you to relax. Focus on the interviewer and the questions, if there is one, but don't avoid eye contact with an audience. The audience will remember your general outlook and poise perhaps more than specific statements you make in your responses.
17. **Be creative** in the way you thank your workers, contributors, and campaign managers. At a minimum send thank you notes. Remember, there is always a next time, win or lose.
18. **Expect** the unexpected.

Source: League of Women Voters of Wisconsin and the Government Accountability Board.



WRITING AND SUBMITTING AN EFFECTIVE PRESS RELEASE

Most basic of all public relations tools is the press release. When prepared correctly, it is a simple mechanism for informing the media about a newsworthy project or event. Submitting a press release does not guarantee that it will be printed. You may want to consider a paid advertisement to ensure you make the paper. Here are some guidelines for preparing a news release.

Establish Relevance: Be sure to emphasize the local relevance in the first sentence and in the headline! Your press release should cover basic information on the five W's (WHO, WHAT, WHERE, WHEN, WHY) and then go on to provide additional information on your program – its goals, design, and people involved.

Keep it Short: A news release should not exceed two pages or 600 words in length. Beware; editors often shorten articles by cutting from the end of the copy. So, be sure that the most essential information comes first, least essential last.

Tell a story by Providing an Example: Any time you can incorporate a compelling story about a person that has been affected by a program or project, be sure to include it. This is what makes your press release interesting to the readers and, therefore, the editors.

Include Your Contact Information: Every press release should contain your contact information, including phone numbers and email addresses on the top of the page.

Include a Release Date: Include a release date when the media should print the press release on the top of the page.

Your press release should start out something like this:

FOR IMMEDIATE RELEASE

CONTACT: Joe Smith, candidate for Mayor of Electionville (123) 555-1234
jsmith@hotmail.com

RE: Smith is Running for Mayor of Electionville

Mail, Fax, or Email?: Be sure to check with your local paper about their preferences. Some prefer fax or mail but most would choose to receive press releases via email. If they get it electronically, they don't have to retype it! Also, send your press release a week or two before you want it to be printed. If you send it too early it may get lost in the shuffle.

Send Pictures: Include a relevant photo or at least some type of logo or graphic. Photos are the best way to help your news story stand out. Email your photos in a JPEG format at a resolution of 170-200dpi.




Call Your Local Political Reporter: Call your local media and find the contact person for local politics. Send your press release to them, and call to make sure they received it. It will ensure that they are aware of the release and it will improve its chances of getting published.

Other Media Outlets: Do you have a local radio, TV or cable channel? It may be worth it to include them in your media contact list.



Most candidates for local elections are exempt from filing Campaign Finance Reports because their campaign finance activity does not reach the minimum thresholds. If your campaign does not meet the requirements for exemption follow, the rules and regulations outlined in "Campaign Finance Registration Statement". Copies can be obtained from your clerk or online at <http://gab/wi.gov/forms>.

A candidate is exempt from filing Campaign Finance Reports if all of the following apply:

-  1. The candidate anticipates that he/she will not accept contributions, make disbursements, or incur loans and other obligations exceeding \$1,000.00 in a calendar year.
-  2. The candidate anticipates that he/she will not accept any contribution or cumulative contributions from a single source exceeding \$100.00 in a calendar year.
-  3. The candidate or treasurer signs and dates the request for exemption on the line at item 6 of the registration statement (Form GAB-1).

The \$100.00 limit on contributions from a single source does not apply to contributions from a candidate's personal funds for his or her campaign, if the candidate's contributions total \$1,000.00 or less in a calendar year. When exempt, the candidate is not required to file any Campaign Finance Reports. However, the candidate is required to keep financial records adequate to meet the requirements of the campaign finance law.

If a decision is made at a later date to exceed the \$1,000.00 limit on contributions and disbursements, or to raise more than \$100.00 from a single source for the campaign during a calendar year, the candidate must amend the registration statement. The candidate is required to file Campaign Finance Reports beginning with the next regular report. The first report must cover all financial activity from the time of registration or from the date of the last financial report before going on exemption.

Political candidates filing an oath for independent expenditures (Form GAB-6) are not eligible for exemption.

FINANCIAL REPORTING

Regardless of its status, the candidate is required to maintain financial records adequate to meet the requirements of the campaign finance law.

Contributions are restricted by the campaign finance law. Limits vary with the office being pursued, so be sure to check out the allowed contribution level for a particular office of interest. Some prohibited contributions include:

1. Anonymous contributions over \$10.00.
2. Cash contributions over \$50.00 (there must be a check, money order, or credit slip to identify the contributor).
3. Contributions listed in a name other than that of the actual contributor.
4. Corporate or cooperative contributions.
5. Contributions in excess of the limits set by law.

Campaign finance reports must be filed by all registrants who are not exempt from filing reports until termination of their registration. These reports must be filed with the appropriate filing officer when due. The campaign finance report (GAB-2) is a ten-page form provided to candidates for state office by the Government Accountability Board and to Candidates for local office by the local filing officer.

CAMPAIGN FINANCE REGISTRATION REQUIREMENTS

WHO IS REQUIRED TO REGISTER?

Under Wisconsin campaign finance law, a candidate for election to any public office must register with the appropriate filing officer. Candidates for any local elective office in a county, city, town, village, or school district must register with the clerk of the county, city, town, village, or school district as soon as the individual decides to become a candidate. Candidates for state office must register with the Government Accountability Board in Madison as soon as the individual decides to become a candidate.

A candidate must file a campaign registration statement (GAB-1) at the point he or she forms the intent to become a candidate and **before** circulating nomination papers, receiving contributions, or spending any money on the campaign. Registration statements can be obtained from any filing officer. The minimum amount of money needed to open an account can be deposited at a financial institution and a post office box can be rented before registration. However, these expenses must be reported on the first campaign finance report. After filing the registration statement, a candidate may begin receiving and disbursing campaign funds. The campaign's financial activities must be reported to the filing officer on campaign finance reports (GAB-2). These reports will disclose information on the receipts, expenditures, and incurred obligations of the campaign.



COMPLETING A REGISTRATION STATEMENT (GAB-1)



Seven items of information are required on a campaign registration statement (GAB-1).

1. Candidate and Candidate Committee Information

This section must be completed by all candidates and candidate committees. It contains the information identifying the candidate and the committee, office sought, and date of the election. *Political action committees, political party committees, recall committees, and political groups (referendum) do not complete this section.*

There are two types of candidate campaign committees: a personal campaign committee and a support committee. A personal campaign committee is organized by the candidate in support of the candidate's declared candidacy for a specific office. A support committee is organized on behalf of the possible candidacy of a person with that person's consent. A candidate with a personal campaign committee cannot authorize a support committee. A person who is supported by a support committee must adopt the support committee as his/her personal campaign committee when the person becomes a candidate. Either type of committee acts in support of and on behalf of the candidate and is bound by the same rules as candidates, including registration, financial reporting, and laws governing campaign practices.

2. Political Committee Information


This section must be completed by political committees other than candidate committees. The political committee must provide the name, address, and telephone number of the committee, along with the name of the sponsoring organization, if any, and any acronym used by the committee. The type of committee is indicated by checking the applicable boxes. *Candidate committees do not fill in this section.*

3. Campaign Treasurer

There must be a treasurer for the candidate or political committee listed in item three. The candidate can serve as the campaign treasurer. It is important that the treasurer's name, complete address, and telephone numbers be provided on the registration statement and be kept current. *All notices and forms for campaign finance reports will be sent to this person at the address given in this section.*

4. Principal Officers of the Committee and Other Custodians of Books and Accounts

If the committee has other officers besides the treasurer, they should be listed in item four. A nonpartisan candidate for county or municipal office, or independent candidate, may authorize certain committee members or other officers to fill a vacancy in nomination due to the candidate's death. These individual's should be indicated in item 4 with an asterisk (*).



5. Depository Information

All registrants must have a single campaign depository account in which all contributions are deposited and from which all disbursements are made. The campaign account number is written on the form if the registrant maintains additional accounts for investment purposes, including certificates of deposit or a safe deposit box, the name of the financial institution and account numbers should be listed on a separate sheet of paper and attached to the registration statement.

If they are 1) serving as their own treasurer and 2) are exempt from filing campaign finance reports, candidates can use a personal account. If campaign finance activity does not exceed a minimum threshold, the candidate does not have to file campaign finance reports. The thresholds are listed on page X under "EXEMPTION FROM REPORTING."

6. Certification

The candidate and committee treasurer must sign the original registration statement of a personal campaign committee or a support committee certifying that the information is true, correct, and complete and the committee is the only committee authorized to act on the candidate's behalf.

7. Exemption from Filing Campaign Finance Reports

Registrants who are eligible for an exemption from filing campaign finance reports should complete this section.



AMENDING A REGISTRATION STATEMENT

When the information reported on the registration statement changes after the initial filing, the statement must be amended within 10 days of the change. The best procedure is to complete a new registration statement and check the "yes" box for an amendment located near the top of the form. Any amendments to the original campaign registration statement may be signed by the treasurer, the candidate, or the person who succeeds to the position of treasurer, if the treasurer is replaced.

PENALTY FOR NOT FILING A REGISTRATION STATEMENT

Failure to file the original registration statement by the deadline for filing nomination papers prevents a candidate's name from appearing on the ballot. If the registration statement or amendment is not filed before engaging in campaign activity, the registrant may be subject to a fine.

If you decide not to run, there are lots of other ways to get involved.

- 1.) Most people don't think to run for elected office until they are asked to run.
Find a great candidate and help them get elected.
- 2.) Get involved in a local government committee.
- 3.) Make a campaign contribution
- 4.) Get involved with a political party
- 5.) Get informed on the issues and share your thoughts and feeling with your local elected official.
- 6.) VOTE!!

ADDITIONAL RESOURCES:

WEB LINKS:

Wisconsin Government Accountability Board: <http://gab.wi.gov/forms>
UW Extension – Local Government Center: <http://www.uwex.edu/lgc/>
Wisconsin League of Women Voters: <http://www.lwvwi.org/>
Wisconsin Counties Association: <http://www.wicounties.org/>
Wisconsin Towns Association: <http://www.wisctowns.com/>
League of Wisconsin Municipalities: <http://www.lwm-info.org/>
Wisconsin State Statutes: <http://www.legis.state.wi.us/rsb/stats.html>
Wisconsin Vote: <http://wisconsinvote.org/>
Wisconsin Municipal Clerks Association: <http://www.wisclerks.org/>



BOOKS:

Thomas, Robert J. 2008. *How to Run for Local Office: A Complete Guide for Winning a Local Election.*

The author was the mayor of Westland Michigan, a city of 85,000. It is geared for larger scale campaigns, but it does contain good information about important things to consider when deciding whether or not to run for office.