

## Drinking Water Testing Results

### Southern Green County (September/October 2005)

Towns: Cadiz, Clarno, Decatur, Jefferson, Jordan, Monroe, Spring Grove, Sylvester

36 Water Samples

18 (50%) Years Since Last Water Test/Unknown

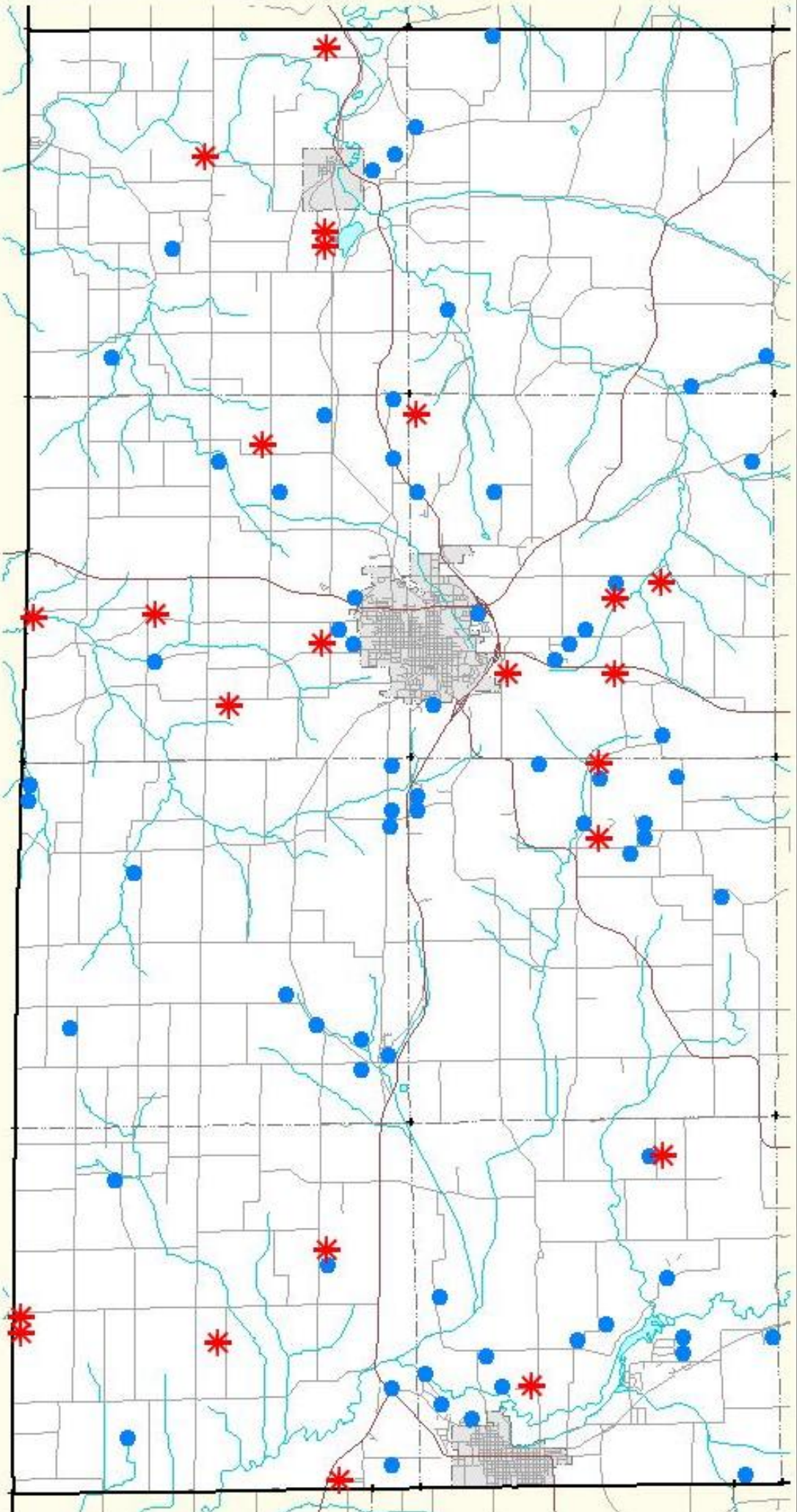
Number of Tests	Percentage of Total*	Result
10	(29%)	Positive for Bacteria <i>See Map 1 below (page 2).</i>
9	(27%)	Nitrates 10 ppm or greater. <i>See Map 2 below (page 3).</i>
2	(10%)	Iron 0.3 mg/l or greater.
0	(0%)	Zinc 5 mg/l or greater.
0	(0%)	Triazine 3.0 ug/l or greater. <i>See Map 3 below (page 4).</i>
0	(0%)	Copper 1.3 mg/l or greater.
1	(5%)	Lead 0.015 mg/l or greater.
0	(0%)	Arsenic 0.05 mg/l or greater.

*\*Percentages are out of the number of samples tested for that item, not necessarily out of the total number of samples.*

### Program Evaluation Results (16 Respondents)

***As a result of learning more about their well water...***

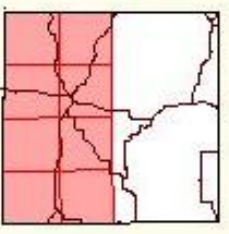
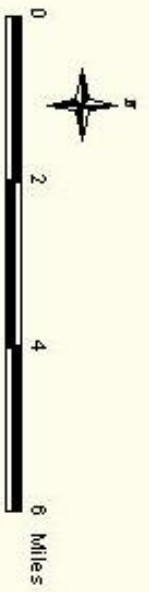
- 3 retested their water
- 3 read additional information
- 2 carried water from another location
- 1 sought advice from professionals
- 1 stopped providing well water to children
- 1 stopped providing well water to animals
- 1 repaired or modified well
- 1 decreased fertilizer application on lawn

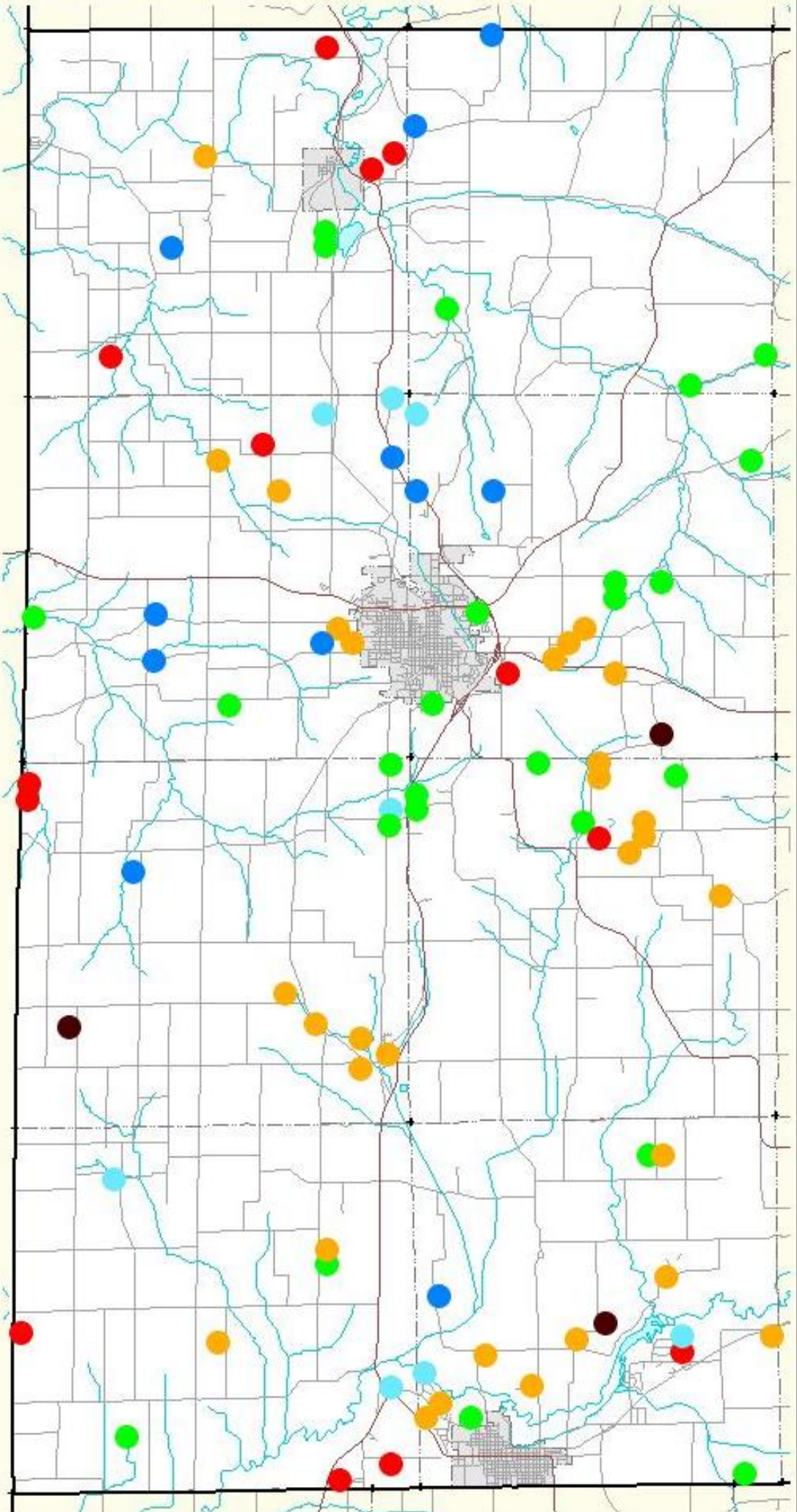


# Green County

October 2005

**\* BACTERIA POSITIVE**  
(Any sample in 1/4 1/4 section.)





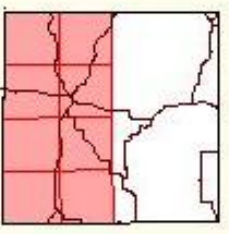
# Green County

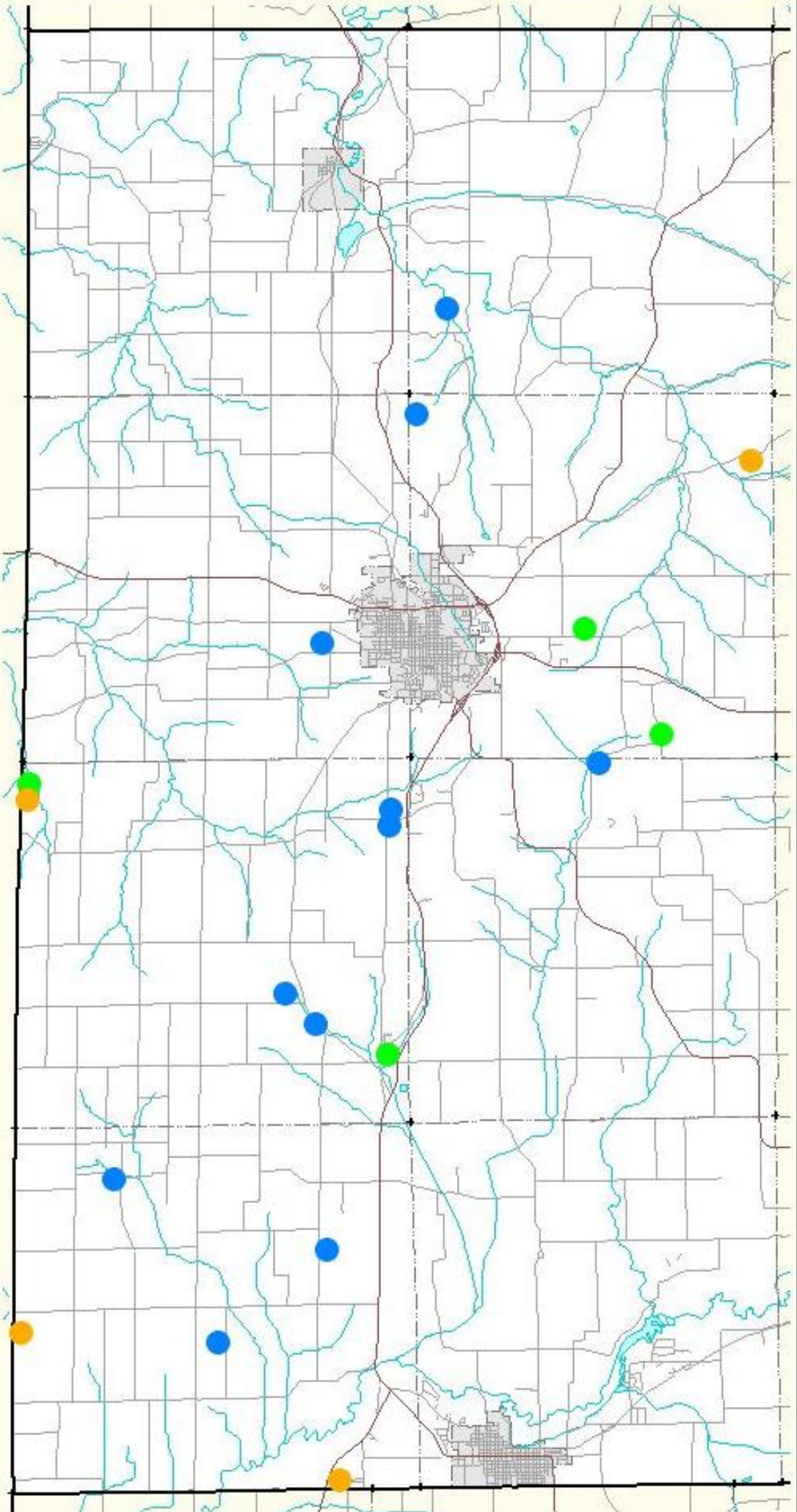
October 2005

## NITRATE-NITRITE (ppm N)

● NONE DETECTED	10	10 %
● [0.1 - 2.0)	12	12 %
● [2 - 5)	28	28 %
● [5 - 10)	31	31 %
● [10 - 20)	17	17 %
● [20 ...	3	3 %

Mapped value is average for 1/4 1/4 section.





# Green County

October 2005

## Triazine (ug/l)

Color	Triazine Range (ug/l)	Count	Percentage
Blue	NONE DETECTED	11	58 %
Green	[0.1 - 0.3)	4	21 %
Yellow	[0.3 - 1.0)	4	21 %
Red	[1.0 - 3.0)	0	0 %
Black	[3.0 ...	0	0 %

Mapped value is maximum for 1/4, 1/4 section.

